



NXT
NEXT GENERATION

METALLIC
COLLECTION

NXT INSPIRATION



A SELECTION OF NEW PERMANENT HAIR COLOUR SHADES INSPIRED BY STONES AND METALS

THE METALLIC COLLECTION IS
AVAILABLE IN 100ML TUBES



THE TECHNIQUES DESCRIBED HERE ARE ADVANCED CREATIVE COLOURING TECHNIQUES
AND ARE THEREFORE BEST SUITED FOR STYLISTS SKILLED IN ALL COLOURING PROCESSES

NXT LOOKS



BEFORE

REBECCA

MODEL BASE: REGROWTH
LEVEL 6-LENGTHS LEVEL 10

STEP 1 - PRE-LIGHTENING

Regrowth pre-lightening (till level 10)
with a scalp lightener and developer.

Once desired lift has been achieved,
rinse and shampoo with IQ
Silverising Shampoo
(leave on 3 min.).

STEP 2 - COLOUR TECH

Apply the NXT Metallic on pre-
lightened hair alternating colour,
creating a shadowed ombre:

A. 10-102 mix 1:1 with 10 Vol. 3%
Cream Dev.

B. 9-21 mix 1:1 with 10 Vol. 3%
Cream Dev.


C. PINK mix 1:1 with 10 Vol. 3%
Cream Dev.

STEP 3 - STYLING

Using a large round brush, dry the
hair and finish with IQ hairspray to
give a smooth, sleek finish.



AFTER



STEP 1

STEP 2

STEP 3



BEFORE

SARAH

MODEL BASE: REGROWTH
LEVEL 6 - LENGTHS LEVEL 10

STEP 1 - PRE-LIGHTENING

Regrowth pre-lightening (till level 10)
with a scalp lightener and developer.

Once desired lift has been achieved,
rinse and shampoo with IQ
Silverising Shampoo
(leave on 3 min.).

STEP 2 - COLOUR TECH

Apply the NXT Metallic on
pre-lightened hair:

FRONT SECTION:


PINK 40 gr + 10-102 20 gr mix 1:1
with 10 Vol. 3% Cream Dev.

BACK SECTION:

9-12 mix 1:1 with 10 Vol. 3%
Cream Dev.



AFTER



PRE-LIGHTENED
BASE



BEFORE



AFTER

ANNA MODEL BASE: LEVEL 9

STEP 1 - PRE-LIGHTENING

Full head pre-lightening (till level 10) with a scalp lightener and developer.

Once desired lift has been achieved, rinse and shampoo with IQ Silverising Shampoo (leave on 3 min.).

STEP 2 - COLOUR TECH

Apply the NXT Metallic on pre-lightened hair alternating colour, creating a shadowed ombre:

A. 9-12 mix 1:1 with 10 Vol. 3% Cream Dev.


B. 10-12 mix 1:1 with 10 Vol. 3% Cream Dev.

C. 6-12 mix 1:1 with 10 Vol. 3% Cream Dev.

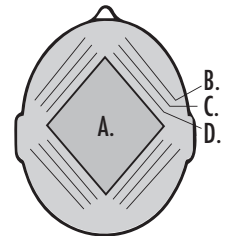
D. 8-12 mix 1:1 with 10 Vol. 3% Cream Dev.

STEP 3 - STYLING

Blow-dry the hair using several medium round brushes in different directions and IQ Styling Mousse to create disrupted, bouncy movement.



STEP 1





STEP 2



STEP 3



BEFORE



AFTER

SOPHIE MODEL BASE: LEVEL 7

STEP 1 - PRE-LIGHTENING

Full head pre-lightening (till level 10) with a scalp lightener and developer.

Once desired lift has been achieved, rinse and shampoo with IQ Silverising Shampoo (leave on 3 min.).

STEP 2 - COLOUR TECH

Apply the NXT metallic on pre-lightened hair alternating colour:

A, B and C:

A. PINK 1:1 with 10 Vol. (3%) Cream Dev.

B. PINK 1:1 with 20 Vol. (6%) Cream Dev.

C. PINK 1:1 with NXT Cream Releaser 5 Vol. 1.5 creating a shadowed ombre.



PRE-LIGHTENED
BASE



NXT

NEXT GENERATION

METALLIC COLLECTION

DISTRIBUTED BY:

THE AVEC CORPORATION LTD.
PA3 2AY
UNITED KINGDOM

T: +44 (0)141 848 0491
www.nxthair.co.uk